

Patient Safety Component

Surgical Site Infection Surveillance – Where to Start?

Rita Allen, BSN, RN, CIC

Protocol and Training Team

March 2024

Objectives

We will demonstrate elements of Surgical Site Infection (SSI) Surveillance and how to navigate the NHSN website effectively.

By the end of this lesson, you will be able to:

- Identify data points necessary to perform effective SSI surveillance and reporting to NHSN
- Navigate the NHSN website effectively to access protocols and resources
- Navigate the NHSN website effectively to report SSI events and procedures

Considerations for SSI Surveillance

Where to start?

Considerations for Effective Surveillance

- Infection Prevention Risk Assessment
- Actionable data
- Available resources
- Surveillance periods
- Denominator data
- Collaboration
- Surveillance methods
- Data points required in NHSN SSI protocols

Surveillance Methods

- Active - Passive
- Patient-based – Laboratory-based
- Prospective - Retrospective
- Priority-directed - Comprehensive

Examples of SSI Surveillance Methods

- Medical record review
- Consult with primary care staff
- Surgeon surveys via mail or telephone
- Patient surveys via mail or telephone
- Automated reports or alerts
- Unit rounding

What is NHSN and Why Should I Use It?

- NHSN is a mechanism for collecting and analyzing surveillance data.
- NHSN does not have mandates for reporting, but expects specific data based on facility selections on the Monthly Reporting Plan (MRP)
- The decision to use NHSN may include:
 - Quality Reporting Program participation
 - Your facility internal risk assessment
 - Required reporting by your state or other organizations

NHSN SSI Resources

NHSN Main Page

National Healthcare Safety Network (NHSN)

[Print](#)


CDC's National Healthcare Safety Network is the nation's most widely used healthcare-associated infection tracking system. NHSN provides facilities, states, regions, and the nation with data needed to identify problem areas, measure progress of prevention efforts, and ultimately eliminate healthcare-associated infections.

In addition, NHSN allows healthcare facilities to track blood safety errors and important healthcare process measures such as healthcare personnel influenza vaccine status and infection control adherence rates.



COVID-19 Modules and Dashboards

COVID-19 reporting and vaccination resources for all healthcare facilities.



[NHSN Requirements & Recommendations for Application Use](#)

Resources by Facility

NHSN Components

[Acute Care / Critical Access Hospitals](#)

[Ambulatory Surgery Centers](#)

[Long-term Acute Care Hospitals](#)

[Long-term Care Facilities](#)

[Inpatient Rehabilitation Facilities](#)

[Inpatient Psychiatric Facilities](#)

[Dialysis Facilities](#)

[View All Facilities](#)

About NHSN

CDC's NHSN is the largest HAI reporting system in U.S.

AM I Enrolled?

Confirm if your facility is enrolled in NHSN

Enroll New Facility

For first-time facility enrollment

NHSN Training

Self-paced trainings, videos & quick learns

Data & Reports

See national and state reports using NHSN data

Newsletters

View NHSN newsletters

NHSN Application

NHSN Member Login

CMS Requirements

CMS reporting requirements through NHSN

Analysis Resources

Analysis resources and guides for the PS Component

Data Validation & Guidance

Data Validation & Guidance

CDA Submission Support (CSSP)

Toolkits, FAQs, webinars & resources

Email Updates

View NHSN communications

<https://www.cdc.gov/nhsn/acute-care-hospital/index.html>

<https://www.cdc.gov/nhsn/index.html>

Patient Safety Component (PSC) Page

Patient Safety Component (PSC)

[Print](#)

Use the Patient Safety Component (PSC) to access modules that focus on process measures and events associated with medical devices, surgical procedures, antimicrobial agents used during the provision of healthcare, and multidrug-resistant organisms.

Facilities Reporting in PSC

[Acute Care / Critical Access Hospitals](#)

[Long-term Acute Care Hospitals](#)

[Inpatient Rehabilitation Facilities](#)

[Inpatient Psychiatric Facilities](#)

New Users

[Enroll New Facility](#)

[PSC Training](#)

[Educational Roadmap](#)

PSC Manual

[2024 PSC Manual](#) [PDF - 8 MB]

[2023 PSC Manual](#) [PDF - 8 MB]



[Annual Facility Surveys, Locations & Monthly Reporting Plans](#)

PSC Modules, Events & Indicator

Access relevant training, protocols, data collection forms and supporting materials for each module.

AUR Module

Antimicrobial Use & Resistance Options

PNEU Events

Pneumonia (PedVAP) Events

<https://www.cdc.gov/nhsn/psc/index.html>

Chapter 9

National Healthcare Safety Network (NHSN) Patient Safety Component Manual

Table of Contents

Chapter 1: National Healthcare Safety Network (NHSN) Overview
Chapter 2: Identifying Healthcare-associated Infections (HAI) for NHSN Surveillance
Chapter 3: Patient Safety Monthly Reporting Plan and Annual Surveys
Chapter 4: Bloodstream Infection Event (Central Line-Associated Bloodstream Infection and non- central line-associated Bloodstream Infection)
Chapter 5: Central Line Insertion Practices (CLIP) Adherence Monitoring
Chapter 6: Pneumonia (Ventilator-associated [VAP] and non-ventilator-associated Pneumonia [PNEU]) Event
Chapter 7: Urinary Tract Infection (Catheter-Associated Urinary Tract Infection [CAUTI] and non- catheter-associated Urinary Tract Infection [UTI]) and Other Urinary System Infection (USI) Events
Chapter 9: Surgical Site Infection (SSI) Event
Chapter 10: Ventilator-Associated Event (VAE)
Chapter 11: Pediatric Ventilator-Associated Event (PedVAE)

SSI Protocol

The screenshot displays the CDC NHSN Patient Safety Component (PSC) interface. At the top, there are links for the Patient Safety Component (PSC), Healthcare Personnel Safety Component (HPS), and Biovigilance Component (BV). Below these, there are links for Enroll New Facility, Training Resources, and Educational Roadmap. The main content area is divided into two sections: PSC Manual and ACH Modules & Events. The PSC Manual section lists the 2024 and 2023 PSC Manuals, each available as a PDF (8 MB). The ACH Modules & Events section provides access to relevant training, protocols, data collection forms, and supporting materials for each module. The modules listed include AUR Module (Antimicrobial Use & Resistance Options), BSI Events (Bloodstream Infections), CLIP Events (Central Line Insertion Practice Adherence), MDRO & CDI Events (Multidrug-Resistant Organism & C. difficile Infections), PedVAE (Pediatric Ventilator-associated Events), HCP COVID-19 Vaccination (Healthcare Personnel Safety Component), Blood Safety (Biovigilance Component), PNEU Events (Pneumonia (PedVAP) Events), UTI Events (Urinary Tract Infections), VAE (Ventilator-associated Events), HCP Flu Vaccination (Healthcare Personnel Safety Component), and HCP Exposure (Healthcare Personnel Safety Component). The 'SSI Events' box, which includes 'Surgical Site Infection Events', is highlighted with a red border.

Patient Safety Component (PSC)

Healthcare Personnel Safety Component (HPS)

Biovigilance Component (BV)

Enroll New Facility

Training Resources

Educational Roadmap

PSC Manual

2024 PSC Manual [PDF - 8 MB]

2023 PSC Manual [PDF - 8 MB]

Annual Facility Surveys, Locations & Monthly Reporting Plans

ACH Modules & Events

Access relevant training, protocols, data collection forms and supporting materials for each module.

AUR Module
Antimicrobial Use & Resistance Options

BSI Events
Bloodstream Infections

CLIP Events
Central Line Insertion Practice Adherence

MDRO & CDI Events
Multidrug-Resistant Organism & C. difficile Infections

PedVAE
Pediatric Ventilator-associated Events

HCP COVID-19 Vaccination
Healthcare Personnel Safety Component

Blood Safety
Biovigilance Component

PNEU Events
Pneumonia (PedVAP) Events

SSI Events
Surgical Site Infection Events

UTI Events
Urinary Tract Infections

VAE
Ventilator-associated Events

HCP Flu Vaccination
Healthcare Personnel Safety Component

HCP Exposure
Healthcare Personnel Safety Component

SSI Protocol

Surgical Site Infection Event (SSI)

Table of Contents

Introduction	1
Settings	2
Requirements.....	2
Surveillance Methods	3
Operative Procedure Codes	3
Definition of an NHSN Operative Procedure	4
SSI Event Details.....	5
Denominator for Procedure Details.....	7
Table 1. Surgical Site Infection Criteria	11
Table 2. Surveillance Periods for SSI Following Selected NHSN Operative Procedure Categories.....	16
Table 3. Specific Sites of an Organ/Space SSI	17
SSI Event (Numerator) Reporting.....	18
Table 4. NHSN Principal Operative Procedure Category Selection List	23
Denominator for Procedure Reporting.....	24
Data Analyses.....	27
Table 5. Inclusion Criteria of SSI in SIR Models	29
Table 6. Universal Exclusion Criteria for NHSN Operative Procedures.....	30
References	32
APPENDIX A.....	33
APPENDIX B	40

Data Collection Forms and Instructions

Data Collection Forms & Instructions

All Data Collection Forms are Print-only

SSI Event

[Surgical Site Infection \(SSI\) form – January 2021 \(57.120\)](#) [PDF – 180 KB]

- [Customizable form](#) [DOCX – 80 KB]

- [Table of Instructions](#) [PDF – 150 KB]

Denominator Form

[Denominator for Procedure – January 2021 \(57.121\)](#) [PDF – 100 KB]

- [Customizable form](#) [DOCX – 60 KB]

- [Table of Instructions](#) [PDF – 200 KB]

Custom Event Form

[HAI Custom Event form – January 2021 \(57.115\)](#) [PDF – 180 KB]

- [Customizable form](#) [DOCX – 80 KB]

****Not to be used for CLABSI, CAUTI, SSI, PedVAE, VAE, pediatric VAP, or LabID events.****

To be used in conjunction with [Chapter 17: CDC/NHSN Surveillance Definitions for Specific Types of Infections](#) [PDF – 2 MB] in the NHSN Patient Safety Manual.

SSI Event Form



Denominator for Procedure

Page 1 of 2

*required for saving

Facility ID	Procedure #:
*Patient ID:	Social Security #:
Secondary ID:	Medicare #:
Patient Name, Last:	First: Middle:
*Sex: F M	*Date of Birth:
Ethnicity (Specify): Hispanic or Latino Not Hispanic or Latino Unknown Declined to respond	Race (Specify): American Indian or Alaska Native Asian Black or African American Middle Eastern or North African Native Hawaiian or Pacific Islander White Unknown Declined to respond
Language: (Select all that apply)	Interpreter Needed: Yes No Declined to Respond Unknown
Event Type: PROC	*NHSN Procedure Code:
*Date of Procedure:	ICD-10-PCS or CPT Procedure Code:
Procedure Details	
*Outpatient: Yes No	*Duration: ____Hours ____Minutes
*Wound Class: C CC CO D	*General Anesthesia: Yes No
ASA Score: 1 2 3 4 5	*Emergency: Yes No
*Trauma: Yes No *Scope: Yes No	*Diabetes Mellitus: Yes No
*Height: ____feet ____inches	*Closure Technique: Primary Other than primary
(choose one) ____meters	Surgeon Code: _____
*Weight: ____lbs/kg (circle one)	

SSI Event Table of Instructions



Instructions for Completion of Surgical Site Infection (SSI) Form (CDC 57.120)

Data Field	Instructions for Data Collection
Facility ID	The NHSN-assigned facility ID will be auto-entered by the computer.
Event #	Event ID number will be auto-entered by the computer.
Patient ID	Required. Enter the alphanumeric patient ID number. This is the patient identifier assigned by the hospital and may consist of any combination of numbers and/or letters.
Social Security #	Optional. Enter the 9-digit numeric patient Social Security Number.
Secondary ID	Optional. Enter the alphanumeric ID number assigned by the facility.
Medicare #	Optional. Enter the patient's Medicare number.
Patient Name	Optional. Enter the last, first, and middle name of the patient.
Sex	Required. Select "F-Female" or "M-Male".

Denominator for Procedure Form



Denominator for Procedure

Page 1 of 2

*required for saving

Facility ID	Procedure #:
*Patient ID:	Social Security #:
Secondary ID:	Medicare #:
Patient Name, Last:	First: Middle:
*Sex: F M	*Date of Birth:
Ethnicity (Specify): Hispanic or Latino Not Hispanic or Latino Unknown Declined to respond	Race (Specify): American Indian or Alaska Native Asian Black or African American Middle Eastern or North African Native Hawaiian or Pacific Islander White Unknown Declined to respond
Language: (Select all that apply)	Interpreter Needed: Yes No Declined to Respond Unknown
Event Type: PROC	*NHSN Procedure Code:
*Date of Procedure:	ICD-10-PCS or CPT Procedure Code:
Procedure Details	
<div> <div> *Outpatient: Yes No *Wound Class: C CC CO D ASA Score: 1 2 3 4 5 *Trauma: Yes No *Scope: Yes No *Height: _____feet _____inches (chOOSE ONE) _____meters *Weight: _____lbs/kg (circle one) </div> <div> *Duration: _____Hours _____Minutes *General Anesthesia: Yes No *Emergency: Yes No *Diabetes Mellitus: Yes No *Closure Technique: Primary Other than primary Surgeon Code: _____ </div> </div>	


NHSN Procedure Codes


Operative Procedure Code Documents

2024 Operative Procedure Code Documents

The documents listed below should be used for procedures performed January 1, 2024 through December 2024.

[List of NHSN 2024 Procedure Code Updates – January 2024](#)  [XLS – 19 KB]

[ICD-10-PCS Procedure Code Mapping to NHSN Operative Procedure Codes – January 2024](#)  [XLS – 787 KB]

[Current Procedural Terminology \(CPT\) Procedure Code Mapping to NHSN Operative Procedure Codes – January 2024](#)  [XLS – 346 KB]

Using the Procedure Code Documents

2024 NHSN ICD-10 Operative Procedure Code Mappings *(updated 1-2024)*

This document replaces prior documents listing operative procedure codes associated with the NHSN Surgical Site Infection (SSI) Procedure-associated Protocol.

Codes have been validated using current procedure code references in consultation with a trained coding professional. Codes are accurate at the time of posting. ICD-10-PCS procedure codes included in this code mapping document may be entered instead of the NHSN procedure category name (such as COLO, HYST or XLAP).

Procedure codes may be entered in the following manner:

- If the ICD-10-PCS procedure code is entered first, the NHSN procedure code name (such as COLO) will be auto-filled by the application.
- If the NHSN procedure code name is entered first, the user will need to manually enter the correct ICD-10-PCS procedure code.
- If there is a mismatch between the NHSN procedure code name and the ICD-10-PCS procedure code, the application will produce an error message.

NOTES:

- ✧ Although the procedure code field is optional, procedure codes maybe used in the application when entering NHSN procedures and SSI events.
- ✧ For specific procedure details for reporting HPRO and KPRO procedures refer to the "ICD-10-PCS & CPT Codes -- Guidance for HPRO & KPRO Procedure Details " document found at <https://www.cdc.gov/nhsn/xls/guidance-for-hpro-kpro-procedure-details.xlsx>
- ✧ For specific procedure details for reporting FUSN procedures refer to the "FUSN ICD-10-PCS Codes – Guidance for Spinal Level and Approach " document found at <https://www.cdc.gov/nhsn/xls/fusn-icd-10-pcs-codes.xlsx>

Layout of this procedure code document (see screen capture below)

- Procedure categories are listed in alphabetical order along the bottom tabs of the workbook (see purple outline and arrow below), starting with AAA and ending with XLAP.
- There is a worksheet for each procedure category.
- The ICD-10-PCS procedure codes are listed in numerical order (see black outline and arrow below) for each procedure category.
- Columns within each worksheet may be sorted and filtered.

Instructions (updated 1-2024)

ALL 2024 ICD-10-PCS CODES

Index

AAA

AMP

APPY

AVSD

BILI

BRST

CARD

CBGB

CBGC

CEA

CI ...

+

:

◀

▶

Using the Procedure Code Documents

Procedure Code	ICD-10-PCS Codes	Procedure Code Descriptions	Code Status
AAA	O4B00ZZ	Excision of Abdominal Aorta, Open Approach	No change
AA	O4B01ZZ	Excision of Abdominal Aorta, Percutaneous Endoscopic Approach	No change
AA	O4B02ZZ	Tissue Substitute, Open Approach	No change
AA	O4B03ZZ	Tissue Substitute, Open Approach	No change
AA	O4B04ZZ	Tissue Substitute, Open Approach	No change
AA	O4B05ZZ	Tissue Substitute, Percutaneous	No change
AA	O4B06ZZ	Tissue Substitute, Percutaneous Endoscopic	No change
AA	O4B07ZZ	Tissue Substitute, Percutaneous	No change
AMP	OX602ZZ	Detachment at Right Shoulder Region, Open Approach	No change
AMP	OX630ZZ	Detachment at Left Shoulder Region, Open Approach	No change
AMP	OX680Z1	Detachment at Right Upper Arm, High, Open Approach	No change
AMP	OX680Z2	Detachment at Right Upper Arm, Mid, Open Approach	No change
AMP	OX680Z3	Detachment at Right Upper Arm, Low, Open Approach	No change
AMP	OX690Z1	Detachment at Left Upper Arm, High, Open Approach	No change
AMP	OX690Z2	Detachment at Left Upper Arm, Mid, Open Approach	No change
AMP	OX690Z3	Detachment at Left Upper Arm, Low, Open Approach	No change

Find and Replace
Find what:

No Format SetFormat...

Within: Sheet Match case Search: By Rows Match entire cell contents Look in: Formulas Options <<

Find All Find Next Close

Instructions (updated 1-2024)

ALL 2024 ICD-10-PCS CODES

Index AAA AMP APPY AVSD BILI BRST CARD CBGB CBBG

Reporting Requirements and Monthly Reporting Plan

Monthly Reporting Plan (MRP)

- Must have a MRP completed every month to inform NHSN which modules you planning on reporting.

Monthly Reporting Plan (MRP)

▪ In-Plan

- Module included in the MRP
- NHSN Surveillance Protocol will be used in its entirety
- Data included in NHSN annual reports and other NHSN publications
- Submitted to CMS in accordance with CMS's Quality Reporting Program

▪ Off-plan

- **Not included** in MRP
- **No commitment** to use NHSN Surveillance Protocol in its entirety
- Data is **excluded** from NHSN annual report and other NHSN publications
- **Excluded** from CMS Quality Reporting Program

Adding Monthly Reporting Plan


The screenshot displays the NHSN Patient Safety Component Home Page. The top header includes the CDC logo and the text "Centers for Disease Control and Prevention" and "CDC 24/7: Saving Lives, Protecting People™". Below this is a blue banner with the text "NHSN - National Healthcare Safety Network".

On the left side, there is a vertical menu titled "NHSN Home" with the following items: Alerts, Dashboard, Reporting Plan, Patient, Event, Procedure, Summary Data, COVID-19, Import/Export, Surveys, Analysis, Users, Facility, Group, and Logout. The "Reporting Plan" item is highlighted with a red box.

On the right side, the main content area is titled "NHSN Patient Safety Component Home Page". It features a "Strategy Dashboard" and an "HAI Pathogen Dashboard". Below these is a section titled "Action Items" which is currently empty.

A red box highlights the "Reporting Plan" item in the left menu, and a red box highlights the "Add" button in the main content area. A mouse cursor is pointing at the "Add" button.


Adding Monthly Reporting Plan

**Centers for Disease Control and Prevention**
CDC 24/7: Saving Lives, Protecting People™

NHSN - National Healthcare Safety Network

NHSN Home

- Alerts
- Dashboard ▶
- Reporting Plan ▶
- Patient ▶
- Event ▶
- Procedure ▶
- Summary Data ▶
- COVID-19 ▶
- Import/Export
- Surveys ▶
- Analysis ▶
- Users ▶
- Facility ▶
- Group ▶
- Logout

**Add Monthly Reporting Plan**

Mandatory fields marked with *


Facility ID *:

Month *:


Year *:

☐ No NHSN Patient Safety Modules Followed this Month

Device-Associated Module

	Locations	CLABSI	VAE	CAUTI
	<input type="text"/>	<input type="checkbox"/>	<input type="checkbox"/>	<input type="checkbox"/>

Procedure-Associated Module

	Procedures	SSI
	<input type="text"/>	IN: <input type="checkbox"/> OUT: <input type="checkbox"/>

Adding Monthly Reporting Plan for Procedure-Associated Module: Example

The screenshot displays the NHSN (National Healthcare Safety Network) interface. At the top, the CDC logo and text "Centers for Disease Control and Prevention" and "CDC 24/7: Saving Lives, Protecting People™" are visible. Below this is a blue header bar with the text "NHSN - National Healthcare Safety Network".

On the left side, there is a navigation menu with the following items: NHSN Home, Alerts, Dashboard, Reporting Plan, Patient, Event, Procedure, Summary Data, COVID-19, Import/Export, Surveys, Analysis, Users, Facility, Group, and Logout. The "Reporting Plan" item is highlighted.




The main content area is titled "Add Monthly Reporting Plan". It features a list of medical procedures categorized by type (Facility, Device, Procedure). A dropdown menu is open, showing a list of procedures including:

- AAA - Abdominal aortic aneurysm repair
- AMP - Limb amputation
- APPY - Appendix surgery
- AVSD - AV shunt for dialysis
- BILI - Bile duct, liver or pancreatic surgery
- BRST - Breast surgery
- CARD - Cardiac surgery
- CBGB/CBGC - Coronary artery bypass graft
- CEA - Carotid endarterectomy
- CHOL - Gallbladder surgery
- COLO - Colon surgery
- CRAN - Craniotomy
- CSEC - Cesarean section
- FUSN - Spinal fusion
- FX - Open reduction of fracture
- GAST - Gastric surgery
- HER - Herniorrhaphy
- HPRO - Hip prosthesis
- HTP - Heart transplant

The "HTP - Heart transplant" entry is highlighted with a red box. Below the list, there are buttons for "Add Row", "Clear All Rows", and "Copy from Previous Month".

Adding Monthly Reporting Plan for Procedure-Associated Module: Example


Procedure-Associated Module

	Procedures	SSI
	COLO - Colon surgery	IN: <input checked="" type="checkbox"/> OUT: <input type="checkbox"/>
	HYST - Abdominal hysterectomy	IN: <input checked="" type="checkbox"/> OUT: <input type="checkbox"/>
		IN: <input type="checkbox"/> OUT: <input type="checkbox"/>

Adding Monthly Reporting Plan for Procedure Associated Module: Copy from Previous Month

Add Row Clear All Rows Copy from Previous Month

Procedure-Associated Module

	Procedures	SSI
	<input type="text"/>	IN: <input type="checkbox"/> OUT: <input type="checkbox"/>

Add Row Copy from Previous Month

Adding Monthly Reporting Plan



Add Monthly Reporting Plan

Mandatory fields marked with *

Facility ID *: Decennial Medical Center (ID 15331) ▼

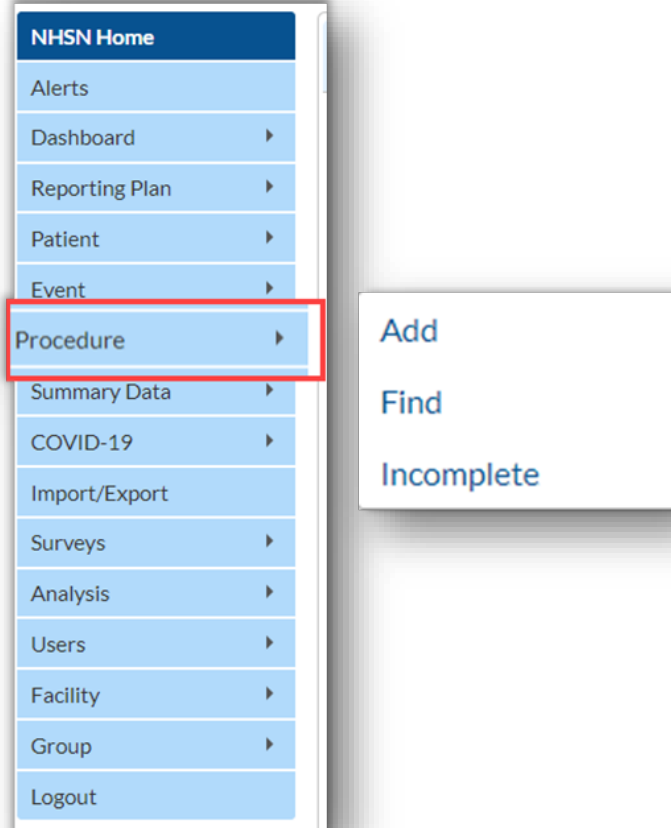
Month *: ▼

Year *: ▼

☐ No NHSN Patient Safety Modules Followed this Month

Completing the Procedure (Denominator) Form

Data Entry Sources: Procedure



Procedure Information



Add Procedure

Mandatory fields marked with *

Fields required when in Plan marked with >

Patient Information

Facility ID *: ▼

Patient ID *:

Secondary ID:

Last Name:

Middle Name:

Sex *: ▼

Ethnicity: ▼

- Race: ☐ American Indian/Alaska Native ☐ Asian
☐ Black or African American ☐ Native Hawaiian/Other Pacific Islander
☐ White

Procedure #:

Social Security #:

Medicare #:

First Name:

Date of Birth *:

Procedure Form:

Required and Conditional Data Points

Procedure Details

Outpatient *: Duration (Hrs:Mins) *: :

Wound Class *: General Anesthesia *:

ASA Score:

Emergency *: Trauma *: Scope *:

Diabetes Mellitus *: Closure Technique *:

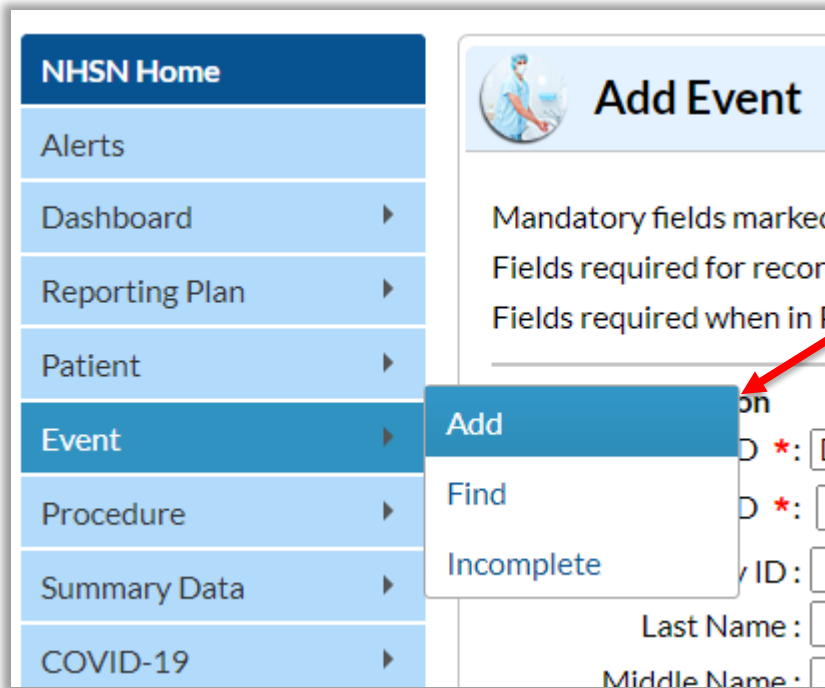
Surgeon Code:

Height *: or m

Weight *: lbs or kg BMI


Completing the SSI Event (Numerator) Form

Data Entry Sources: Event



The screenshot displays the NHSN Home interface. On the left is a navigation menu with the following items: NHSN Home, Alerts, Dashboard, Reporting Plan, Patient, Event, Procedure, Summary Data, and COVID-19. The 'Event' item is highlighted. On the right is the 'Add Event' form, which includes a header with a medical professional icon and the title 'Add Event'. Below the header, there are instructions: 'Mandatory fields marked', 'Fields required for record', and 'Fields required when in F'. A dropdown menu is open, showing three options: 'Add', 'Find', and 'Incomplete'. A red arrow points to the 'Add' option. The form also contains input fields for 'Last Name' and 'Middle Name', each with a red asterisk indicating a mandatory field.

NHSN Home	
Alerts	
Dashboard	▶
Reporting Plan	▶
Patient	▶
Event	▶
Procedure	▶
Summary Data	▶
COVID-19	▶



Add Event

Mandatory fields marked
Fields required for record
Fields required when in F

on


Find

Incomplete

Last Name : *

Middle Name : *

SSI Event Form: Patient Level Data

 **Add Event**

Mandatory fields marked with *

Fields required for record completion marked with **

Fields required when in Plan marked with >

Patient Information

Facility ID *:

Patient ID *:

Secondary ID:

Last Name:

Middle Name:

Sex *:

Ethnicity:


Race: ☐ American Indian/Alaska Native ☐ Asian
☐ Black or African American ☐ Native Hawaiian/Other Pacific Islander
☐ White

Event Information

Event Type *:

Event information

Healthcare Safety

 **Add Event**

Mandatory fields marked with *

Fields required for reporting

Fields required when event is a CLABSI

Patient Information

Facility ID * : PedVAE - Pediatric Ventilator-Associated Event

Patient ID * : PNEU - Pneumonia

Secondary ID : REPR - Reproductive Tract

Last Name : **SSI - Surgical Site Infection**

Middle Name : SST - Skin and Soft Tissue

Sex * : USI - Urinary System Infection

Ethnicity : UTI - Urinary Tract Infection

Race : VAE - Ventilator-Associated Event

01 - CLABSI SURVEILLANCE IN CLINIC

COR19 - CORNA VIRUS 19

Event Information

Event Type * : EVENT - SHOULDER REPLACEMENT

Custom Fields

?

nts for Patient

Event # :

Social Security # :

Medicare # :

First Name :

Date of Birth * : 5

Asian/Other Pacific Islander

ern or North African

Date of Event * : 5

Event information, continued.

Event Information	
Event Type *	SSI - Surgical Site Infection
NHSN Procedure Code *	
Procedure Date *	
MDRO Infection Surveillance *	
Location :	
Date Admitted to Facility >	
<div>AAA - Abdominal aortic aneurysm repair</div> <div>AMP - Limb amputation</div> <div>APPY - Appendix surgery</div> <div>AVSD - AV shunt for dialysis</div> <div>BILI - Bile duct, liver or pancreatic surgery</div> <div>BRST - Breast surgery</div> <div>CARD - Cardiac surgery</div> <div>CBGB - Coronary bypass w/ chest & donor incisions</div> <div>CBGC - Coronary bypass graft with chest incision</div> <div>CEA - Carotid endarterectomy</div> <div>CHOL - Gallbladder surgery</div> <div>COLO - Colon surgery</div> <div>CRAN - Craniotomy</div> <div>CSEC - Cesarean section</div> <div>FUSN - Spinal fusion</div> <div>FX - Open reduction of fracture</div> <div>GAST - Gastric surgery</div> <div>HER - Herniorrhaphy</div> <div>HPRO - Hip prosthesis</div>	
Specific Event >	
Infection present at the time of surgery *	
Detected >	
Secondary Bloodstream Infection >	
COVID-19 *	
Died ** :	
Discharge Date:	
Pathogens Identified >	N - No If Yes, specify below ->

Event information, continued.

Event Information

Event Type *:

Date of Event *:

NHSN Procedure Code *:

Select button for system used

☐ ICD-10 PCS Outpatient Procedure *:

☐ CPT Code

Procedure Date *: [Link to Procedure](#)

MDRO Infection Surveillance *:

Location:

Date Admitted to Facility >:

Event Details

Specific Event >:

Infection present at the time of surgery *:

Detected >:

Secondary Bloodstream Infection >:

COVID-19 *:

Died **:

Discharge Date:

Pathogens Identified >: N - No If Yes, specify below ->

Custom Fields

ROTATOR CUFF:

Link Event to Procedure

Event Information

Event Type *: SSI - Surgical Site Infection

Date of Event *:

24

NHSN Procedure Code *: COLO - Colon surgery

Link to Procedure

	Procedure #	NHSN Procedure Code	ICD-9-CM Code	ICD-10 PCS	CPT Code	Procedure Date	Linked Events
<input type="checkbox"/>	56286415	COLO				02/01/2023	

Link

Cancel

Event Details

Infection pro

COVID-19 *:

Link Event to Procedure

Link to Procedure

	Procedure #	NHSN Procedure Code	ICD-9-CM Code	ICD-10 PCS	CPT Code	Procedure Date	Linked Events
<input checked="" type="checkbox"/>	56286415	COLO				02/01/2023	

Link **Cancel**

Event Information

Event Type *: SSI - Surgical Site Infection

Date of Event *: 24

NHSN Procedure Code *: COLO - Colon surgery

Select button for system used

☐ ICD-10 PCS ☐ Outpatient Procedure *: N - No

☐ CPT Code

Procedure Date *: 02/01/2023 **Link/Unlink Procedure** **Event Linked**

MDRO Infection Surveillance *:

Location:

Date Admitted to Facility >: 24

Event Details

Event Details

Specific Event >:	<div></div>	
Infection present at the time of surgery *:	<div>DIP - Deep Incisional Primary</div>	
Detected >:	<div>GIT - Gastrointestinal tract</div>	<div>▼</div>
Secondary Bloodstream Infection >:	<div>IAB - Intraabdominal, not specified elsewhere</div>	
COVID-19 *:	<div>OREP - Other infections of male/female reproductive tract</div>	
	<div>SIP - Superficial Incisional Primary</div>	
	<div>USI - Urinary System Infection</div>	
Died **:	<div>▼</div>	
Discharge Date:	<div></div>	<div>15</div>
Pathogens Identified >:	N - No If Yes, specify below ->	

Event Detail

1.

Infection present at the time of surgery *:

Y - Yes

N - No

2.

Secondary Bloodstream
Infection >:

COVID-19 *:



Required. Check Y if the patient met the definition of confirmed COVID-19 on the date of event; otherwise, check N.

Confirmed: A patient with a positive COVID-19 (SARS CoV-2) laboratory viral test indicating current infection (**NOTE:** this does not include serology testing for antibody).

- Answer COVID-19 as 'YES' if the patient's lab test confirmed COVID-19 prior to or on the SSI date of event. Keep in mind that patients may undergo repeat testing post-treatment and may move from a 'confirmed' to 'negative' COVID-19 status.
- Answer COVID-19 as 'NO' if the most recent lab test prior to or on the SSI date of event is negative.

3.

Detected >:

A - Admission

P - Postdischarge surveillance

RO - Readmission to facility other than where procedure performed

RF - Readmission to facility where procedure performed

Data Upload via CSV or CDA

CSV or CDA file upload

The screenshot displays the NHSN Home interface. On the left is a vertical navigation menu with the following items: Alerts, Dashboard, Reporting Plan, Patient, Event, Procedure, Summary Data, COVID-19, Import/Export (highlighted with a red rectangle), Surveys, Analysis, Users, Facility, Group, and Logout. The main content area is titled 'Import/Export Data' and features a dropdown menu labeled 'Select import/export type'. Below this menu, several options are listed, each with a file icon: 'Patients' (CSV icon), 'Procedures' (CSV icon), 'Surgeons' (CSV icon), 'Monthly Survey for Nursing Hours' (CSV icon), 'Events, Summary Data, Procedure Denominators' (CDA icon), 'SSI events (requires link to procedure)' (CDA icon), and 'Export Facility Data' (document icon with a blue arrow pointing down).

NHSN Home


- Alerts
- Dashboard
- Reporting Plan
- Patient
- Event
- Procedure
- Summary Data
- COVID-19
- Import/Export**
- Surveys
- Analysis
- Users
- Facility
- Group
- Logout

Import/Export Data

Select import/export type

- Patients (CSV)
- Procedures (CSV)
- Surgeons (CSV)
- Monthly Survey for Nursing Hours (CSV)
- Events, Summary Data, Procedure Denominators (CDA)
- SSI events (requires link to procedure) (CDA)
- Export Facility Data

Resources for CDA or CSV Upload

 Centers for Disease Control and Prevention
CDC 24/7: Saving Lives. Protecting People™

Search










Search NHSN ▾

NHSN CDA Submission Support Portal (CSSP)

NHSN Home

[Print](#)


Clinical Document Architecture (CDA) is a Health Level 7 (HL7) standard that provides a framework for the encoding, formatting and semantics of electronic documents. CDC's National Healthcare Safety Network (NHSN) supports CDA import of certain healthcare-associated infection (HAI) data. To assist programmers in creating standards for reporting via CDA import, NHSN offers an Implementation Guide and associated materials based fully on HL7-balited CDA document specifications. Types of data that can be reported include event reports, denominator data, and process-of-care measures.

 About CDA What is Clinical Document Architecture?	 Getting Started How to implement CDA for HAI reporting.	 FAQs Common questions asked by CDA implementers.
 Implementation Toolkits & Resources NHSN HAI Implementation Guides, IDMs and toolkits.	 Data Validation & Testing Tools to validate and test your CDA data as per NHSN specifications.	 Webinars & Training Videos Webinars on NHSN releases and CDA training.
 Importing Data How to import your data into NHSN using CDA, CSV or Direct.	 Innovation Tools Data sets and algorithmic web services.	 Promoting Interoperability Overview of NHSN AUR Module reporting for the Promoting Interoperability Program.

Other Important Resources

FAQs


Protocols

[Chapter 9: Surgical Site Infection \(SSI\) Event – January 2024](#)  [PDF – 1 MB]

[2024 Patient Safety Component Summary of Updates](#)  [PDF – 248 KB]


Supporting Chapters

[Chapter 1: NHSN Overview – January 2024](#)  [PDF – 350 KB]

[Chapter 3: Patient Safety Monthly Reporting Plan – January 2024](#)  [PDF – 300 KB]

[Chapter 15: CDC Location Labels and Location Descriptions – January 2024](#)  [PDF – 1 MB]

[Chapter 16: NHSN Key Terms – January 2024](#)  [PDF – 300 KB]

[Chapter 17: CDC/NHSN Surveillance Definitions for Specific Types of Infections January 2024](#)  [PDF – 1 MB]

[Top of Page](#)

Data Collection Forms & Instructions

All Data Collection Forms are Print-only

SSI Event

[SSI Training](#)

[Educational Roadmap](#)

[CMS Requirements](#)

FAQs

[SSI Events](#)

[Surgical Site Procedure Codes](#)

[Analysis](#)

[Annual Surveys](#)

[Locations](#)


[Miscellaneous](#)

[CDA](#)

[View All FAQs](#)

Training Resources


Protocols


[Chapter 9: Surgical Site Infection \(SSI\) Event – January 2024](#)  [PDF – 1 MB]

[2024 Patient Safety Component Summary of Updates](#)  [PDF – 248 KB]


Supporting Chapters

[Chapter 1: NHSN Overview – January 2024](#)  [PDF – 350 KB]

[Chapter 3: Patient Safety Monthly Reporting Plan – January 2024](#) 
[PDF – 300 KB]

[Chapter 15: CDC Location Labels and Location Descriptions – January 2024](#) 
[PDF – 1 MB]

[Chapter 16: NHSN Key Terms – January 2024](#)  [PDF – 300 KB]

[Chapter 17: CDC/NHSN Surveillance Definitions for Specific Types of Infections – January 2024](#)  [PDF – 1 MB]

SSI Training

Educational Roadmap

CMS Requirements

HAI Checklists

[SSI Events](#)

[Surgical Site Procedure Codes](#)

[Analysis](#)

[Annual Surveys](#)

For any questions or concerns, contact the NHSN Helpdesk using

NHSN-ServiceNow to submit questions to the NHSN Help Desk.

The new portal can be accessed at **<https://servicedesk.cdc.gov/nhsncsp>**.

Users will be authenticated using CDC's Secure Access Management Services (SAMS) the same way you access NHSN. If you do not have a SAMS login, or are unable to access ServiceNow, you can still email the NHSN Help Desk at nhsn@cdc.gov.

For more information please contact Centers for Disease Control and Prevention

1600 Clifton Road NE, Atlanta, GA 30333

Telephone, 1-800-CDC-INFO (232-4636)/TTY: 1-888-232-6348

E-mail: cdcinfo@cdc.gov Web: www.cdc.gov

The findings and conclusions in this report are those of the authors and do not necessarily represent the official position of the Centers for Disease Control and Prevention.

