

Long COVID in Children: United States, 2022

Anjel Vahratian, Ph.D., M.P.H., Dzifa Adjaye-Gbewonyo, Ph.D., M.P.H.,
Jin-Mann S. Lin, Ph.D., and Sharon Saydah, Ph.D.

Key findings

Data from the National Health Interview Survey

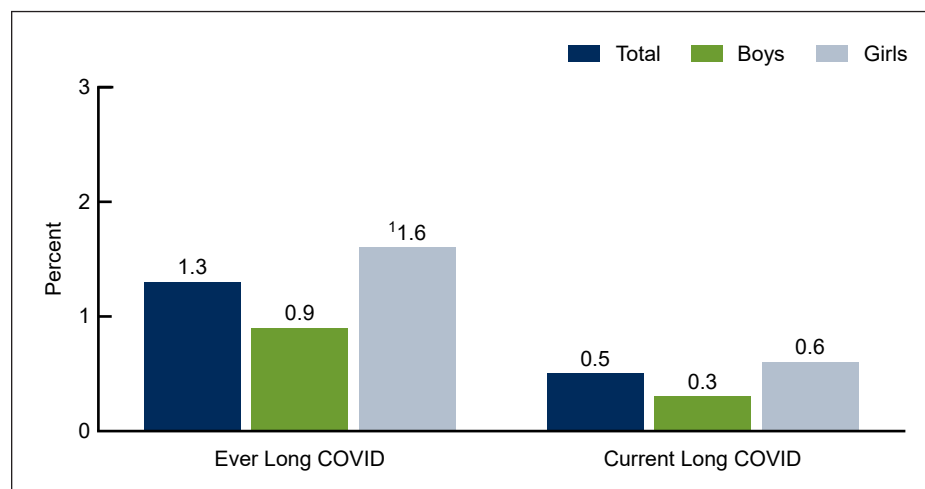
- In 2022, 1.3% of children ever had Long COVID, and 0.5% of children had Long COVID at the time of interview (currently have Long COVID). Girls (1.6%) were more likely than boys (0.9%) to ever have Long COVID.
- Children ages 12–17 years were more likely than those ages 0–5 years and 6–11 years to ever have or currently have Long COVID.
- Hispanic children (1.9%) were more likely than Asian non-Hispanic (0.2%) and Black non-Hispanic children (0.6%) to ever have Long COVID.

While most individuals who contract COVID-19 feel better within a few weeks, others have new, returning, or ongoing symptoms that they did not have before COVID-19, which is often referred to as Long COVID (1). This report describes the percentage of children ages 0–17 years who ever had Long COVID or had Long COVID at the time of interview (currently have Long COVID) based on parent-reported data from the 2022 National Health Interview Survey (NHIS). Long COVID was defined as the presence of symptoms for at least 3 months after having COVID-19 among those who received either a positive test or a doctor's diagnosis of COVID-19.

What percentage of children ever had Long COVID or currently have Long COVID, and did it differ by sex?

- In 2022, 1.3% of U.S. children ever had Long COVID, and 0.5% of children currently had Long COVID (Figure 1). Girls (1.6%) were more

Figure 1. Percentage of children who ever had Long COVID or currently have Long COVID, by sex: United States, 2022



¹Significantly different from boys within the same outcome ($p < 0.05$).

NOTES: Ever Long COVID was based on a "yes" response to the survey question, "Did you have any symptoms lasting 3 months or longer that you did not have prior to having COVID-19?" among those who reported receiving either a positive test or a doctor's diagnosis of COVID-19 and were symptomatic. Current Long COVID was based on meeting the definition of ever Long COVID plus the presence of symptoms at the time of interview. Estimates are based on household interviews of a sample of the U.S. civilian noninstitutionalized population. Access data table for Figure 1 at: <https://www.cdc.gov/nchs/data/databriefs/db479-tables.pdf#1>.

SOURCE: National Center for Health Statistics, National Health Interview Survey, 2022.



U.S. DEPARTMENT OF HEALTH AND HUMAN SERVICES
Centers for Disease Control and Prevention
National Center for Health Statistics

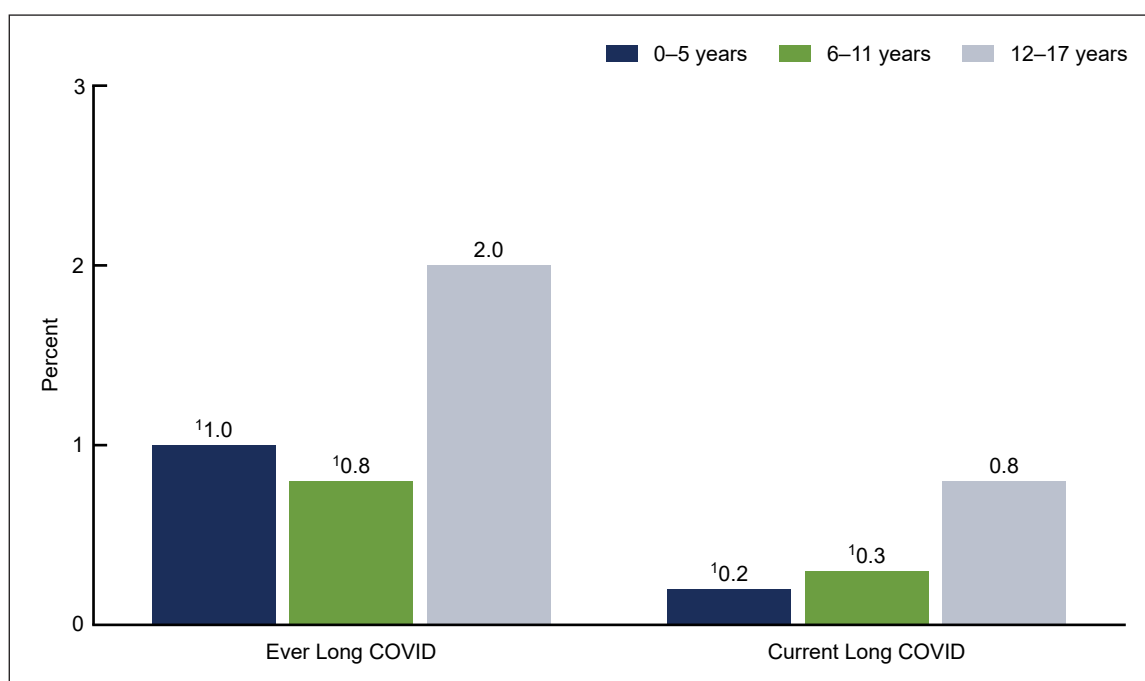


likely than boys (0.9%) to have ever had Long COVID. While the percentage of girls who currently have Long COVID (0.6%) was higher than that of boys (0.3%), this difference was not significant.

Did the percentage of children who ever had Long COVID or who currently have Long COVID differ by age?

- Children ages 12–17 years (2.0%) were more likely than those ages 0–5 years (1.0%) and those ages 6–11 years (0.8%) to ever have Long COVID (Figure 2). Similar patterns occurred for current Long COVID (0.8% for those 12–17 years compared with 0.2% for those 0–5 years and 0.3% for those 6–11 years).

Figure 2. Percentage of children who ever had Long COVID or currently have Long COVID, by age group: United States, 2022



¹Significantly different from children ages 12–17 years within the same outcome ($p < 0.05$).

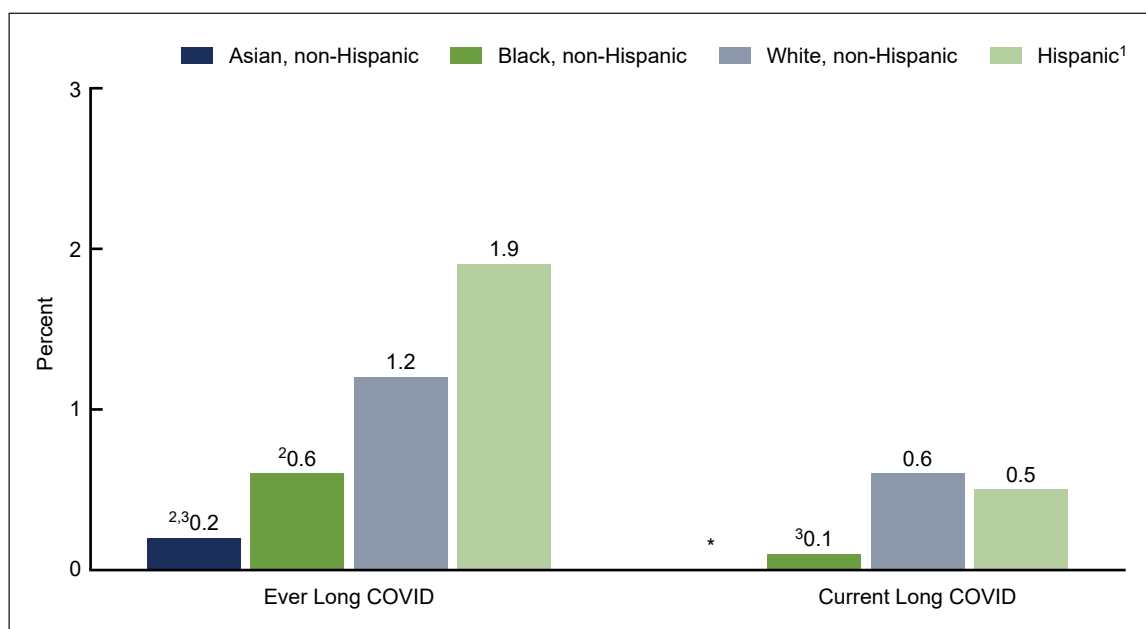
NOTES: Ever Long COVID was based on a “yes” response to the survey question, “Did you have any symptoms lasting 3 months or longer that you did not have prior to having COVID-19?” among those who reported receiving either a positive test or a doctor’s diagnosis of COVID-19 and were symptomatic. Current Long COVID was based on meeting the definition of ever Long COVID plus the presence of symptoms at the time of interview. Estimates are based on household interviews of a sample of the U.S. civilian noninstitutionalized population. Access data table for Figure 2 at: <https://www.cdc.gov/nchs/data/databriefs/db479-tables.pdf#2>.

SOURCE: National Center for Health Statistics, National Health Interview Survey, 2022.

Did the percentage of children who ever had Long COVID or who currently have Long COVID differ by race and Hispanic origin?

- Asian non-Hispanic children (subsequently, Asian) (0.2%) and Black non-Hispanic children (subsequently, Black) (0.6%) were less likely than Hispanic children (1.9%) to ever have Long COVID (Figure 3). Asian children were also less likely than White non-Hispanic children (subsequently White) (1.2%) to ever have Long COVID. All other observed differences between Black, White, and Hispanic children were not significant.
- Black children (0.1%) were less likely than White children (0.6%) to currently have Long COVID. The observed difference between Black and Hispanic children was not significant.

Figure 3. Percentage of children who ever had Long COVID or currently have Long COVID, by race and Hispanic origin: United States, 2022



* Estimate does not meet National Center for Health Statistics standards of reliability.

¹Children of Hispanic origin may be of any race.

²Significantly different from Hispanic children within the same outcome ($p < 0.05$).

³Significantly different from White non-Hispanic children within the same outcome ($p < 0.05$).

NOTES: Ever Long COVID was based on a "yes" response to the survey question, "Did you have any symptoms lasting 3 months or longer that you did not have prior to having COVID-19?" among those who reported receiving either a positive test or a doctor's diagnosis of COVID-19 and were symptomatic. Current Long COVID was based on meeting the definition of ever Long COVID plus the presence of symptoms at the time of interview. Estimates are based on household interviews of a sample of the U.S. civilian noninstitutionalized population. Access data table for Figure 3 at:

<https://www.cdc.gov/nchs/data/databriefs/db479-tables.pdf#3>.

SOURCE: National Center for Health Statistics, National Health Interview Survey, 2022.

Summary

In 2022, 1.3% of children ever had Long COVID and 0.5% currently had Long COVID. Ever having Long COVID was higher in girls than boys, older compared with younger children, and Hispanic compared with Asian or Black children. While the percentage of children who currently have Long COVID was low, the differences observed by age persisted.

Data from the Nationwide Commercial Laboratory Seroprevalence Survey show that, as of December 2022, 91.9% of children had antibodies indicating a previous COVID-19 infection (2). Estimates by age group ranged from 86.8% in children ages 0–4 years to 93.5% in those ages 5–11 years, and 93.0% in those ages 12–17 years. Estimates were similar in girls (92.3%) and boys (91.5%), but these estimates may not be representative of all U.S. children. While more than 90% of children ages 0–17 years have been exposed to COVID-19, Long COVID remains rare, especially in children younger than 12 years.

Definitions

Long COVID: Ever Long COVID was based on a “yes” response to the survey question, “Did you have any symptoms lasting 3 months or longer that you did not have prior to having COVID-19?” among those who reported receiving either a positive test or a doctor’s diagnosis of COVID-19 and were symptomatic. Current Long COVID was based on meeting the definition of ever Long COVID plus the presence of symptoms at the time of interview.

Race and Hispanic origin: Children categorized as non-Hispanic indicated one race only; respondents had the option to select more than one racial group. Children categorized as Hispanic could be any race or combination of races. Estimates for non-Hispanic children of races other than Asian, Black, and White are not shown due to the inability to make statistically reliable estimates for these groups, but they are included in total estimates.

Data source and methods

Data from the 2022 National Health Interview Survey Sample Child interview ($n = 7,464$) were used for this analysis. The National Health Interview Survey is a nationally representative household survey of the U.S. civilian noninstitutionalized population. It is conducted continuously throughout the year by the National Center for Health Statistics. Interviews are typically conducted in respondents’ homes, but follow-ups to complete interviews may be conducted over the telephone. Due to the COVID-19 pandemic, data collection procedures were disrupted, and during 2022, 56.1% of Sample Child interviews were conducted at least partially by telephone (3). For more information about the National Health Interview Survey, visit: <https://www.cdc.gov/nchs/nhis.htm>.

Point estimates and the corresponding confidence intervals were calculated using SAS-callable SUDAAN software (4) to account for the complex sample design of the National Health Interview Survey. All estimates are based on parent or guardian report and meet National Center for Health Statistics data presentation standards for proportions (5). Differences between percentages were evaluated using two-sided significance tests at the 0.05 level.

About the authors

Anjel Vahratian and Dzifa Adjaye-Gbewonyo are with the National Center for Health Statistics, Division of Health Interview Statistics. Jin-Mann S. Lin is with the National Center for Emerging and Zoonotic Infectious Diseases, Division of High-Consequence Pathogens and Pathology. Sharon Saydah is with the National Center for Immunization and Respiratory Diseases, Coronaviruses and Other Respiratory Viruses Division.

References

1. Department of Health and Human Services, Office of the Assistant Secretary for Health. National research action plan on Long COVID. 2022.
2. Centers for Disease Control and Prevention. COVID data tracker. 2023. Available from: <https://covid.cdc.gov/covid-data-tracker/#pediatric-seroprevalence>.
3. National Center for Health Statistics. National Health Interview Survey, 2022 survey description. 2023. Available from: https://ftp.cdc.gov/pub/Health_Statistics/NCHS/Dataset_Documentation/NHIS/2022/srvydesc-508.pdf.
4. RTI International. SUDAAN (Release 11.0.3) [computer software]. 2018.
5. Parker JD, Talih M, Malec DJ, Beresovsky V, Carroll M, Gonzalez JF Jr, et al. National Center for Health Statistics data presentation standards for proportions. National Center for Health Statistics. Vital Health Stat 2(175). 2017.

**U.S. DEPARTMENT OF
HEALTH & HUMAN SERVICES**

Centers for Disease Control and Prevention
National Center for Health Statistics
3311 Toledo Road, Room 4551, MS P08
Hyattsville, MD 20782–2064

FIRST CLASS MAIL
POSTAGE & FEES PAID
CDC/NCHS
PERMIT NO. G-284

OFFICIAL BUSINESS
PENALTY FOR PRIVATE USE, \$300

For more NCHS Data Briefs, visit:
<https://www.cdc.gov/nchs/products/databriefs.htm>.



NCHS Data Brief ■ No. 479 ■ September 2023

*Keywords: adolescents • post-acute COVID-19 syndrome • prevalence
• National Health Interview Survey (NHIS)*

Suggested citation

Vahratian A, Adjaye-Gbewonyo D, Lin JS, Saydah S. Long COVID in children: United States, 2022. NCHS Data Brief, no 479. Hyattsville, MD: National Center for Health Statistics. 2023. DOI: <https://dx.doi.org/10.15620/cdc:132416>

Copyright information

All material appearing in this report is in the public domain and may be reproduced or copied without permission; citation as to source, however, is appreciated.

**National Center for Health
Statistics**

Brian C. Moyer, Ph.D., *Director*
Amy M. Branum, Ph.D., *Associate Director for
Science*

Division of Health Interview Statistics

Stephen J. Blumberg, Ph.D., *Director*
Anjel Vahratian, Ph.D., M.P.H., *Associate
Director for Science*

For e-mail updates on NCHS publication releases, subscribe online at:
<https://www.cdc.gov/nchs/email-updates.htm>.

For questions or general information about NCHS:
Tel: 1–800–CDC–INFO (1–800–232–4636)
TTY: 1–888–232–6348
Internet: <https://www.cdc.gov/nchs>
Online request form: <https://www.cdc.gov/info>

**ISSN 1941–4927 Print ed.
ISSN 1941–4935 Online ed.**